

Summer Work 2024



Kindergarten

STUDENT NAME: _____

Summer Work Information

Why do you have summer work?

Summer is a great time of the year! We all need time to rest and recharge, but we also need time to prepare for what is to come. To help you prepare for the next school year, we believe it is important to continue to problem-solve, think critically, respond creatively, and communicate appropriately. To accomplish these goals, we have an established summer routine that will consist of reading, writing, and math.

How do you turn in summer work?

A paper copy of your summer work is due to your homeroom teacher on the first day of school. Please do not email your summer work to your teacher over the summer. You may also choose to bring your work to Teacher Meet and Greet in July.

How will your summer work be graded?

You will receive a Math classwork grade and an ELA classwork grade for your summer work.

How do we communicate this summer?

We have emailed all parents a copy of the summer work packet, sent a copy home with you, and there will be an extra copy of the summer work packet on LOA's website. We will check our email intermittently throughout the summer. If you should have any questions or should need to contact us, please email one of us at:

cass.wilson@lakeoconeeacademy.org

tina.lewis@lakeoconeeacademy.org

laura.griffin@lakeoconeeacademy.org


jill.brown@lakeoconeeacademy.org

Welcome to KINDERGARTEN

Hi Kinder! I'm Jill Brown. I was born and raised in Eatonton, Georgia. I still currently reside there with my husband Trent, our two children Brenlee and Jones, dog Finn and cat Layla. I have been teaching for 20 years, and 15 of those have been at LOA!! I can't wait to meet you!



Welcome to Kindergarten! My name is Ms. Griffin, and I am thrilled to meet each and every one of you! I live in Greensboro with my two children Garrett and Finley and our two puppies Millie and Max. I have been teaching for 20 years and absolutely love working with our amazing LOA Kinder team! Have a GREAT summer and we will see you soon.



Hi there! I'm Tina Lewis. I was born and raised in California. I live in Eatonton with my husband Mike, and our daughter Payton. She is going to be a senior here at LOA. I have been teaching for 23 years, and 12 of those have been at LOA!! I can't wait to meet you!



Hi! My name is Mrs. Wilson and welcome to **Kindergarten!** This will be my 20th year teaching, 12 at LOA. I live in Eatonton with my husband, Chris and dog Millie. We have 5 children and will be empty nesters this Fall! I am So excited to get to know each of you and your families!



Instructions

Summer work will focus on Acts of Kindness, ELA and Math. Your child will receive a "Flat Titan" to take on all of their summer adventures. Please document your Flat Titan adventures by creating a poster to share at the beginning of kindergarten. Add pictures, photographs and writing (dictating to parents) to your poster.

The June Daily Activities calendar will focus on ELA skills. Please complete the Roll and Read each week. Dot dice are included in the packet. Directions are attached. The acts of kindness are optional.

The July Daily Activities calendar will focus on Math skills. Please complete the Roll and Read each week. Dot dice are included in the packet. Directions are attached. The acts of kindness are optional.

Remember that summer work must be completed. Please bring your completed Roll and Reads and poster to Meet and Greet or on your first day of school.

Happy Summer! Kindergarten Team



June Daily Activities



Monday	Tuesday	Wednesday	Thursday	Friday
Roll and Read Letter Fluency	Acts of Kindness- Pick up trash in your neighborhood.	Acts of Kindness- Donate Old Books	Record your Flat Titan adventure	
Roll and Read Sound Fluency	Acts of Kindness- Smile at everyone you see today.	Acts of Kindness- Recycle	Record your Flat Titan adventure	
Roll and Read Beginning Sounds	Acts of Kindness- Help Make Dinner	Acts of Kindness- Give someone a compliment	Record your Flat Titan adventure	

Directions

Task to Complete

Common Core Standard

-Print out pages and laminate or put them in sheet protectors. (This makes it reusable!)

-Use a dry erase marker to complete tasks.

Letter Fluency

Dr. L. G. Thompson and
Sharon M. Adams are
Creative Forces of the
Future!

•	L	J	G	D
••	A	S	F	H
•••	K	Q	E	T
••••	U	O	P	I
•••••	Y	R	E	Q
••••••	Z	C	B	M

Tally It

•	
••	
•••	
••••	
•••••	

©/2014 The McGraw-Hill Companies

Letter Fluency

Dr. L. G. Thompson and
Sharon M. Adams are
Creative Forces of the
Future!

•	Z	I	C	h
••	N	e	B	f
•••	i	K	b	H
••••	U	g	S	D
•••••	T	E	R	r
••••••	X	d	O	P

Graph It

•					
••					
•••					
••••					
•••••					

©/2014 The McGraw-Hill Companies

1. Roll the dice.
2. Have students read the letter individually or as a group.
3. Write a tally mark for each time you complete a certain row.
4. Repeat as many times as needed.
5. Talk about which row you read the most, least, etc.

Have students keep track of how many times a row is read by leaving a tally mark with their dry erase marker.

Keep track of how many times a row is read by graphing it with dry erase marker.

1. Roll the dice.
2. Have students read the letter individually or as a group.
3. Color in a box (on the graph) for each time you complete a certain row.
4. Repeat as many times as needed.
5. Talk about which row you read the most, least, etc.

Sound Fluency

Roll the dice and write the letter that starts with the sound you hear.

●	A	B	C	D
●●	E	F	G	H
●●●	I	J	K	L
●●●●	M	N	O	P
●●●●●	Q	R	S	T
●●●●●●	U	V	W	X

























I can write my letters

© 2019 The McGraw-Hill Companies

1. Roll the dice.
2. Have students read the letter and say the letter sound individually or as a group.
3. Repeat as many times as needed.
4. Give students a sound and have them write the correct letter in the "I can write my letters." box with their dry erase marker.

Beginning Sounds

Roll the dice and write the beginning sound of the picture you see.

●				
●●				
●●●				
●●●●				
●●●●●				
●●●●●●				


Tally It

© 2019 The McGraw-Hill Companies







1. Roll the dice.
2. Have students say the name associated with the CVC picture and its beginning sound/letter individually or as a group.
3. Write a tally mark with dry erase marker for each time you complete a certain row.
4. Repeat as many times as needed.
5. Talk about which row you read the most, least, etc.







Letter Fluency

RF.K.1d: Recognize and name all upper- and lowercase letters of the alphabet.



Tally It

	D	I	A	j
	d	g	O	U
	q	E	X	T
	v	Q	W	n
	R	Y	b	m
	C	I	Z	P


Sound Fluency



RF.K.3a: Demonstrate basic knowledge of one-to-one letter-sound correspondences by producing the primary sound or many of the most frequent sounds for each consonant.



I can write my letters.



m




n



b



v



d




z



x



c



s




d



f



g



g




j



k



h



l




e



w




q



y



u



i



t

Beginning Sounds

RF-K.2c: Isolate and pronounce the initial, medial vowel, and final sounds (phonemes) in three-phoneme (consonant-vowel-consonant, or CVC) words.



Tally It



July Daily Activities



Monday	Tuesday	Wednesday	Thursday	Friday
Roll and Read Identifying Numbers	Acts of Kindness- Help an Elderly Person	Acts of Kindness- Share with another person	Record your Flat Titan adventure	
Roll and Read Identifying Numbers	Acts of Kindness- Send someone a nice note	Acts of Kindness- Hold the Door for Someone	Record your Flat Titan adventure	
Roll and Read Shape Fluency	Acts of Kindness- Donate Old Toys	Acts of Kindness- Bring Someone Flowers	Record your Flat Titan adventure	

Identifying Numbers

K.CC.B.4: Understand the relationship between numbers and quantities; connect counting to cardinality.



I can count and point to the correct numbers.

1 2 3 4 5

6 7 8 9

10

I can draw 6 circles.

	1	3	6	6
	4	6	10	2
	8	2	6	3
	6	3	5	7
	10	6	6	9
	4	7	8	6

Identifying Numbers

K.CC.B.4: Understand the relationship between numbers and quantities; connect counting to cardinality.



I can count and point to the correct numbers.

1 2 3 4 5

6 7 8 9

10

I can draw 7 rectangles.

	1	2	7	2
	10	4	1	7
	1	2	7	3
	7	5	6	8
	3	9	7	5
	1	4	10	7

Shape Fluency: 2-D

K.G.A.2 Correctly name shapes regardless of their orientations or overall size.



I can draw 2-D shapes!



2024 Kindergarten Supply List



1- **12/ct** pack of Ticonderoga pencils



4- **8/ct** packs of Crayola Crayons (small)

(DO NOT GET MORE THAN 8)



1- pack of **8/ct** Crayola Washable Markers



2- pack **4/ct** multi colored Fine Tip Expo Markers




1- pack **4/ct** multi colored chisel Tip Expo Markers



1- blue Sterilite plastic pencil box
8.5x5.75x2.5



6- packs of **4/ct** Elmer's washable Glue Sticks
(24 glue sticks)



1- **pack** Avery Plastic **Two-Pocket** Insertable
Tab Divider



1- Mead Primary Journal- **early creative tablet**



2- 1" white binder w/ clear view cover



1- zipper binder pouch with 3 holes



1- set of Kidz Gear wired headphones (these are durable and last)



1- pack large Paper Mate erasers

- 1- disinfectant wipes
- 1- paper towels
- 1- tissues
- hand sanitizer

These are the specific items that your child will need. Please follow the list **exactly**, if at all possible. It is very important for each child to have the same supplies because they will become “community supplies”. Please bring all supplies to “Meet and Greet” in a paper grocery bag labeled with your child’s name on the **outside** of the bag. Do not label the individual supplies. Thanks- Kindergarten Team